



Learn English
for free.

The Storm

Study Guide

SEASON 1



STUDY GUIDE CONTENTS

The Story	Pages 1 - 12
Exercises	Pages 13 - 27
Helpful Information	Page 28
Dictionary	Pages 29 - 30
Learn More English	Page 31
Answers	Page 32




Watch • Read • Learn
www.nyc.gov/WeSpeakNYC

The Storm

They were prepared for everything...



... except...

crack!  *boom!*

The Storm!

The Morning of the Picnic

Aku is going to the beach.

Later on, she's going to meet her parents in the park for a picnic.




Aku leaves. Kojo is proud of his daughter!



Kojo and Alberto


A couple of hours later... Efie and Kojo's friends come over before the picnic.

Kojo and his friend Alberto talk about boats.



Efie and Isabel

Efie and Isabel change the topic. They talk about the picnic.



They are all prepared.



Weather Alert!

A warning about a serious storm comes on TV.



The TV announcer says: "An alert has been issued for a severe thunderstorm and possible tornado. These are very dangerous weather conditions. Stay indoors. Do not go outside."

Efie and Isabel listen to the weather alert. Everyone is worried.




Aku's phone rings. Efie goes to get it. She realizes something...



The Storm Is Coming

What should they do?

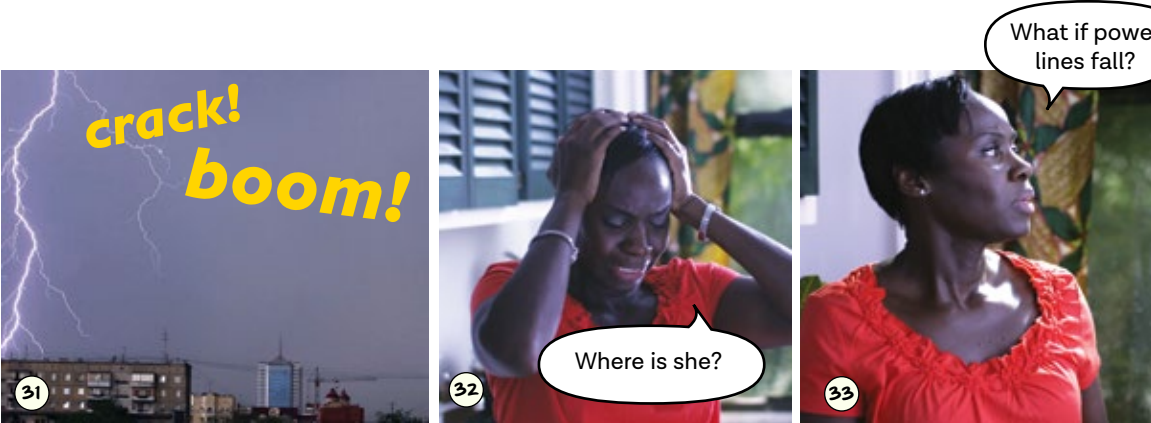


Kojo and Alberto decide to go look for Aku.



The Storm Is Here


The storm is worse than expected. Efie and Isabel are waiting. They are very worried.



Efie's phone rings. But the line goes dead...



... and the power goes out.



Mrs. Chen

The doorbell rings. Efe jumps up. It's Mrs. Chen, a neighbor.



Mrs. Chen sits at the kitchen table with Efe and Isabel.
They talk about preparing for emergencies.



They talk about getting ready.




Efe remembers some information about getting ready for emergencies.
Aku brought it home from school.




A Few Months Ago

48




What's this?

49



Some information they gave us in school about getting ready for emergencies... Go Bags, meeting places.

50



In a Go Bag, you need copies of important documents, phone numbers and addresses of family and friends, a flashlight, bottled water...

Back to the Present...

Aku is still missing.

50



Why did I let her go?

51



It's not your fault. You didn't know there would be a terrible storm like this.

52



I'm so glad I'm not alone. I don't know what I'd do without you.

53



We're all in the same boat, together!

Kojo and Alberto Return

But where is Aku?

54



What happened?! Where is she?

55



There was too much wind and rain. Huge branches were breaking off the trees.

56



Things were blowing everywhere. It's terrible out there.

57



Where is Alberto?

58



There are two kids stuck in the elevator. Alberto is talking to them right now while the super gets help.

59



Stuck in an elevator? Don't they know... You never get in an elevator in an emergency!

Isabel runs out to help. Kojo hugs Efi.



The Storm Is Over




Suddenly, the phone rings. It's Aku!



Aku Is Home!

Aku's friend's mother brings Aku home.



It's not too late to have a picnic... indoors!



Who We Are



Complete the sentences. Follow the example.

Isabel • Kojo • Alberto • Aku • Mrs. Chen • ~~Efie~~




1. I'm Efie. I am Aku's mother. Kojo is my husband. Together, we organized a picnic with our friends. We made a checklist of things to bring. We are very prepared!

2. My name is _____.
I am Aku's father. I'm very proud of her. She's just like me—born to swim, born to fish!



3. My name is _____.
This morning I'm going to the beach. In the afternoon, I'm going to the park. I'm meeting my parents there for a picnic. It's an action-packed summer day.



4. My name is _____.
I made empanadas for the picnic. Efie made jollof rice. My husband made a cake. We have a lot of food. I can't wait for the picnic!

5. My name is _____.
It's true... I made a cake, but now we may have to cancel the picnic. There's an emergency weather alert. It sounds serious!



6. My name is _____.
I live in the same building as Efie, Kojo and Aku. When there's an emergency, I check on my neighbors. We're all in the same boat, together!

Here are some other characters in **The Storm**.

Watch the show and meet them.

I'm going to be a mother!



I'm going to be a father!



I am the mother of Aku's friend.

What Happens?

Read the story on pages 1–12.
Then complete the sentences. Follow the example.

boats • ~~beach~~ • picnic

- 1. Aku says goodbye to her parents and leaves for the beach.
- 2. Kojo and his friend Alberto talk about _____.
- 3. Efie and her friend Isabel talk about the _____.

Stay indoors • rings • worried about
storm alert • find • returns

- 4. Suddenly, there's a _____ on TV.
- 5. The alert says, "_____. Do not go outside."
- 6. Efie and Kojo are _____ Aku. She was going to the beach.
- 7. They try to call Aku, but her phone _____ in the bedroom. She forgot it!
- 8. Kojo and Alberto go to _____ her.
- 9. Efie and Isabel stay home in case Aku _____.

terrible • line • nervous • power

- 10. The storm is _____. It's worse than expected.
- 11. Efie and Isabel are waiting. They are very _____.
- 12. Efie's phone rings. It's Kojo. But the _____ goes dead.

- 13. Then the _____ goes out.

comfort • alone • boat • information • getting ready

- 14. A neighbor named Mrs. Chen comes over and the women talk about _____ for emergencies.
- 15. Efie remembers some _____ that Aku gave her about preparing for emergencies.
- 16. The women _____ each other.
- 17. Efie says, "I'm so glad I'm not _____."
- 18. Mrs. Chen says, "We're all in the same _____, together!"

call • without • picnic • warning • dark • missing

- 19. Kojo returns, but _____ Aku. He never got to the beach. There was too much wind and rain.
- 20. Finally, the storm ends, but Aku is still _____.
- 21. The sun is setting. It's going to be _____ soon.
- 22. Then, there's a phone _____.
- 23. It's Aku. She's okay. She didn't go to the beach. She heard the _____ about the storm.
- 24. When Aku comes home, they have the _____ on the floor in the apartment.

Where Is It?

Find these things in the story.
Write the page number(s). Follow the example.



- 1. Kojo’s boat page 1
- 2. Alberto’s boat _____
- 3. The Statue of Liberty _____
- 4. electric fan _____
- 5. Severe Weather Alert _____
- 6. radio _____
- 7. Aku’s cell phone _____
- 8. lightning bolt _____
- 9. flashlight _____
- 10. Ready New York booklet _____

Talking about Weather Emergencies

Find the meaning. Follow the example.

1. weather alert	5. Go Bag	9. Notify NYC
2. hazardous	6. meeting place	10. blackout
3. a flood	7. evacuate	11. hurricane
4. emergency	8. shelter in place	12. tornado

_____ water covering the streets or ground	_____ when the electrical power goes out in a large area
_____ to leave a dangerous place in an emergency	_____ a fast-moving cloud that spins around and can knock down trees, turn over cars and destroy buildings
_____ a serious or dangerous situation that requires action	_____ to stay where you are and not go outside in an emergency
_____ a very dangerous storm that starts in the sea, with very strong winds (over 74 miles per hour) and heavy rain	<u>1</u> a warning about dangerous weather conditions
_____ a free system to get alerts by text message or email	_____ a place to meet your family in case you are separated in an emergency
_____ a bag with things you need in case you have to evacuate	_____ dangerous

Talking about Emergencies with Mrs. Chen

Complete the sentences. Follow the example.

- containers
- flushing
- batteries
- ~~in case~~
- prepared
- fill
- flashlights
- hurricane



Mrs. Chen: Okay. What can we do to be ready when they come back?
First of all, do you have water?

Efi: Water...

Mrs. Chen: Yes, it's good to have some (1) in case the water
shuts off. Do you have any empty (2) _____?

Isabel: And maybe we should (3) _____ the bathtub.
My mother always did that. Every time we had a big storm back
home, she'd fill up the tub. For washing, for (4) _____
the toilet.

Mrs. Chen: And what about (5) _____? And extra batteries?

Efi: Yes, my husband keeps extra (6) _____ in the
refrigerator. He says they last longer.


Mrs. Chen: Very prepared. A wise man.

Isabel: When there was that big (7) _____, I bought extra
food and water. I got ready. But this storm was so sudden.
There was no time!

Mrs. Chen: It pays to get ready, to be (8) _____ all the time.
Every storm is different!

Talking about Emergencies with Aku

Complete the sentences. Follow the example.



- ready • important • emergencies
- water • ~~information~~ • evacuate

Efi: What's this?

Aku: Oh, just some (1) information they gave us about getting
(2) _____ for (3) _____ ...
Go Bags, meeting places.

Efi: Go Bags?

Aku: Yeah, a Go Bag... A bag of stuff you need in case you have to
(4) _____. Look in the book.

Efi: Copies of (5) _____ documents, addresses
and phone numbers of family and friends, bottled
(6) _____, a flashlight, and a change of clothes.

Good Question!

The family and friends are talking about getting ready for emergencies. They ask each other questions to get ready. Follow the example.

Do you have extra water in case of an emergency?

Did you buy a flashlight and batteries?

Do you have copies of our important documents in a safe place?

Do you have Efie's and Kojo's telephone numbers?

Did you sign up for "Notify NYC"?

Do you know where we should meet in case we are separated?

1. You are **Mrs. Chen**. Ask your neighbors if they have stored some water in case the water shuts off.

Do you have extra water in case of an emergency?

2. You are **Efie**. Ask your daughter if she knows where to meet the family in case of an emergency.

3. You are **Kojo**. Ask your wife if she has copies of the family's important documents in a safe place.

4. You are **Aku**. Ask your mom and dad if they have the free service to get text or email message alerts about emergencies.

5. You are **Isabel**. Ask your husband if he is prepared in case of a blackout.

6. You are **Alberto**. Ask your wife if she has contact information for friends who can help in case of an emergency.

What Can You Say?

What can you say? Follow the example.

1. You are **a meteorologist**. Tell people not to go outside in dangerous weather.

Stay indoors.

2. You are **Isabel**. Give advice about leaving a high-rise building in an emergency.

3. You are **Aku**. Tell your mom what to put in a Go Bag.

4. You are **Efie**. You are very glad that you are not by yourself.

5. You are **Mrs. Chen**. Say that everyone is in the same situation.

Say the words out loud—like actors on TV!

We're all in the same boat.

I'm so glad I'm not alone.

Never get in an elevator in an emergency!

Copies of important documents, phone numbers and addresses of family and friends, a flashlight, bottled water...

~~Stay indoors.~~

meteorologist = weatherperson

What Can You Do?

Match the problem with the solution. Follow the example.

Problem

- 1. You think you live in a hurricane evacuation zone but are not sure.
- 2. You don't have an emergency plan.
- 3. You live on a high floor and can't go down stairs easily.
- 4. You don't know your neighbors.
- 5. You need to evacuate but you don't have a place to stay overnight.

Solution

- A

 - Call 311.
Say: *I need to evacuate and I don't have a place to stay overnight.*
Ask: *Where is the nearest shelter?*
- B

 - Introduce yourself to at least two neighbors.
Say: *My name is... I live in...*
- C

 - Meet with family, friends or caregivers to make a plan.
 - Get supplies for an emergency supply kit and a Go Bag.
 - Call 311.
Say: *Can I get information about getting ready for an emergency?*
 - Go to www.nyc.gov/readyny to get information about making a plan.
- D


 - Call 311 or go to www.nyc.gov/knowyourzone to find out about your zone.
- E

 - In advance, find two people who can help move you in an emergency.

What's in Your Go Bag?

Match the words with the picture. Follow the example.

- | | | |
|-----------------------|---------------------|----------------------------|
| • bottled water | • glasses | • whistle |
| • flashlight | • toothbrush | • first aid kit |
| • radio | • batteries | • gloves |
| • important documents | • mask | • toothpaste |
| • notebook | • My Emergency Plan | • snack |
| • money | | |



Watch the Show

Who says it?

Watch **The Storm**. Listen carefully. Find out who says these lines.

Who says it?

1.

"New York City is surrounded by water!"
2.

"There's not a cloud in the sky."
3.

"If you're going out there to find Aku, I'm coming with you."
4.

"This is no picnic, folks."
5.

"I don't know what I would do without you."
6.

"Let's call 311. They'll have some good information."
7.

"I'm okay. I mean, we're okay!"
8.

"Batteries, flashlight... check, check!"
9.

"It's good to be prepared, to have a plan."
10.

"For a picnic... Or for a storm."
11.

"In New York City, in times like these, we are all in the same boat."



Efe



Sumi



Kojo



Announcer



Alberto



Isabel



Mrs. Chen

Watch the Show

What's going on?

What do you think is going on in these pictures?



Watch
We Speak NYC • The Storm
to find out what is going on.

Go to www.nyc.gov/WeSpeakNYC

Tell the Story

Use these words to tell a friend about **The Storm**.



Find ten words related to emergencies.

- 1.
- 2.
- 3.
- 4.
- 5.
- 6.
- 7.
- 8.
- 9.
- 10.

Word picture: www.wordle.net/

What You Can Do To Get Ready for Emergencies

Efie


Make a plan. Do it now! Talk to your family and friends about how to get ready. Write down names, addresses and



telephone numbers
of important people.
Buy supplies. Make
copies of important
documents and
keep them in a
safe place!

Kojo

Choose a meeting place. Know where you will meet family, friends or caregivers after an emergency in case you can't go home. Pick two places to meet: one outside your home and another outside your neighborhood.



Isabel

Put together an emergency supply kit. In some emergencies you can't go outside to get what you need. You should keep enough food and water at



home for at least three days. You should also have a flashlight and batteries. You need supplies for your health and for everyone in your family, too, including your pets!

Aku

Pack a Go Bag. Everyone should have a Go Bag—a bag of things you need in case you have to leave in a hurry—to evacuate. Look at the picture on page 24 to see what to put in your Go Bag.



Alberto

Get the information you need. There are many kinds of emergencies—weather, fire, health and other kinds. Go to www.nyc.gov/readyny to learn about each one. Sign up for “Notify NYC” to get alerts. Keep your phone charged. And get a radio with batteries in case the power goes out.



Mrs. Chen

Create an emergency support group. You don't need to be alone in an emergency. Ask at least two people to be in your group: family, friends, neighbors, caregivers or coworkers. Remember, you will help each other in emergencies.



Become A Leader!


Help your community prepare for an emergency. Join the New York City Citizen Corps Council and learn about volunteer opportunities and how you can help. Go to nyc.gov/citizencorps or call 311 to find out more.

English	Español	中文	Русский	বাংলা	العربية
1. an alert	una alerta	警报	тревога	সতর্কবার্তা	تحذير
2. a blackout	un apagón	停电	отключение электроэнергии	বিদ্যুৎবিভ্রাট	إنقطاع التيار الكهربائي
3. evacuate	evacuar	撤离	эвакуироваться	স্থানান্তরিত করা	الإخلاء
4. evacuation zone	zona de evacuación	疏散区	зона эвакуации	দুর্যোগের সময় স্থানান্তর করতে হবে এমন এলাকা	منطقة الإخلاء
5. emergency	emergencia	紧急事故	чрезвычайная ситуация	আপাতকালীন অবস্থা	طوارئ
6. flashlight and batteries	linterna y baterías o pilas	手电筒和电池	фонарик и батарейки	টর্চ ও ব্যাটারী	المصباح الومضي والبطاريات
7. a flood	una inundación	洪水或水灾	наводнение	বন্যা	الفيضان
8. get ready	prepararse	做好准备	приготовьтесь, подготовьтесь	প্রস্তুত থাকুন	إستعدّوا
9. hurricane	huracán	飓风	ураган	ঘূর্ণিঝড়	الإعصار
10. NYC Office of Emergency Management (OEM)	Oficina para el Manejo de Emergencias de la Ciudad de Nueva York	纽约市应急管理办公室	Управление по чрезвычайным ситуациям г. Нью-Йорка	নিউ ইয়র্ক শহর অফিস অফ ইমার্জেন্সী ম্যানেজমেন্ট	مكتب إدارة الطوارئ بمدينة نيويورك
11. a shelter	un refugio	避难所	убежище	নিরাপদ আশ্রয়	ملجأ

What You Can Do To Learn More English

- ✓ Get together with friends who are learning English, too.
Watch **We Speak NYC** together. Do the exercises together.
- ✓ Read the story out loud with a friend—like actors on TV!
It's a good way to learn.
- ✓ Go to your local public library. To find the nearest library, call 311
or go to www.nypl.org, www.brooklynpubliclibrary.org
or www.queenslibrary.org.
- ✓ If you have a high school diploma and want to improve your English
and start college, go to www.clip.cuny.edu or www.cuny.edu.
- ✓ Make a list of words and expressions you learned from **The Storm**.

- ✓ Join a free conversation group to practice English and talk about
preparing for emergencies and other important topics. For more
information about where you can join a conversation group, go to
the “We Speak NYC” website: www.nyc.gov/WeSpeakNYC.



Answers

Pages 13–14 [Who We Are]

1. Efie
2. Kojo
3. Aku
4. Isabel
5. Alberto
6. Mrs. Chen

Pages 15–16 [What Happens?]

1. beach
2. boats
3. picnic
4. storm alert
5. Stay indoors
6. worried about
7. rings
8. find
9. returns
10. terrible
11. nervous
12. line
13. power
14. getting ready
15. information
16. comfort
17. alone
18. boat
19. without
20. missing
21. dark
22. call
23. warning
24. picnic

Page 17 [Where Is It?]

1. page 1
2. page 2
3. page 2
4. pages 3, 8, 9, 11
5. page 4
6. page 4
7. page 4
8. page 6
9. page 8
10. page 9

Page 18 [Talking about Weather Emergencies]

1. a warning about dangerous conditions
2. dangerous
3. water covering the streets or ground
4. a serious or dangerous situation that requires action
5. a bag with things you need in case you have to evacuate

6. a place to meet your family in case you are separated in an emergency
7. to leave a dangerous place in an emergency
8. to stay where you are and not go outside in an emergency
9. a free system to get alerts by text message or email
10. when the electrical power goes out in a large area
11. a very dangerous storm that starts in the sea, with very strong winds (over 74 miles per hour) and heavy rain
12. a fast-moving cloud that spins around and can knock down trees, turn over cars and destroy buildings

Page 19 [Talking about Emergencies with Mrs. Chen]

1. in case
2. containers
3. fill
4. flushing
5. flashlights
6. batteries
7. hurricane
8. prepared

Page 20 [Talking about Emergencies with Aku]

1. information
2. ready
3. emergencies
4. evacuate
5. important
6. water

Page 21 [Good Question]

1. Do you have extra water in case of an emergency?
2. Do you know where we should meet in case we are separated?
3. Do you have copies of our important documents in a safe place?
4. Did you sign up for “Notify NYC”?
5. Did you buy a flashlight and batteries?
6. Do you have Efie’s and Kojo’s telephone numbers?

Page 22 [What Can You Say?]

1. Stay indoors.
2. Never get in an elevator in an emergency!
3. Copies of important documents, phone numbers and addresses of family and friends, a flashlight, bottled water...
4. I’m so glad I’m not alone.
5. We’re all in the same boat.

Page 23 [What Can You Do?]

1. D
2. C
3. E
4. B
5. A

Page 24 [What’s in Your Go Bag?]

1. first aid kit
2. glasses
3. notebook
4. important documents
5. money
6. My Emergency Plan
7. mask
8. gloves
9. radio
10. batteries
11. flashlight
12. whistle
13. bottled water
14. snack
15. toothpaste
16. toothbrush

Page 25 [Watch the Show: Who Says It?]

1. Kojo
2. Alberto
3. Alberto
4. Announcer
5. Efie
6. Mrs. Chen
7. Sumi
8. Mrs. Chen
9. Efie
10. Isabel
11. Kojo

Page 27 [Tell the Story]

There are other correct answers.

Emergency words: safe, thunderstorm, blackout, fire, information, dangerous, 311, shelter, warning, batteries

**Watch
Read
Learn**



www.nyc.gov/WeSpeakNYC