

# Handouts

SEASON 2

## My Name Is Alicia

Picture Story

Important Word Cards

Character Information Chart

Character Pictures

Who is in the picture?


Face-to-Face Word Cards

Face-to-Face Character Cards


Sentence Chart

Three Words with the Letter \_\_\_\_\_

### Picture Story



High School  
Equivalency Test  
Dates: June 15 & 16



## Important Word Cards

Cut out these cards for Lesson Two, Activity B. (See activity steps.)

**business**

**listen**

**depressed**

**stress**

**help**

**student**

**friend**

**test**

**learned**

**worried**

## Character Information Chart

Name: \_\_\_\_\_ Date: \_\_\_\_\_

Name of Character (in alphabetical order)	Your Guess about the Character

## Character Pictures

### 1. Alicia




My name is Alicia.  
I have a family  
business.

### 5. Martin




My name is Martin.  
I work in the  
family business.

### 2. counselor




I am a counselor.  
I listen to people  
who need help.

### 6. Rafaela



My name is Rafaela.  
I am an HSE student.  
I work in the  
family food cart, too.

### 3. doctor



I am a doctor.  
I give Rafaela  
information about  
NYC WELL.

### 7. Zara



My name is Zara.  
I am an HSE  
student, too!

### 4. Isabel



My name  
is Isabel.  
I am Alicia's  
granddaughter.

# Who is in the picture?

Name: \_\_\_\_\_ Date: \_\_\_\_\_



1. Who is in the picture? Isabel is in the picture.  
What is she doing? She is sleeping.



2. Who is in the picture? \_\_\_\_\_  
What are they doing? \_\_\_\_\_



3. Who is in the picture? \_\_\_\_\_  
What is she doing? \_\_\_\_\_






4. Who is in the picture? \_\_\_\_\_  
What is she doing? \_\_\_\_\_



5. Who is in the picture? \_\_\_\_\_  
What is she doing? \_\_\_\_\_



6. Who is in the picture? \_\_\_\_\_  
What is she doing? \_\_\_\_\_

## Face-to-Face Word Cards

Cut out these cards for Lesson Three, Activity C. (See activity steps.)

1. business
2. depressed
3. help

1. listen
2. stress
3. student

1. friend
2. learned
3. listen

1. test
2. worried
3. business

1. stress
2. student
3. test

1. depressed
2. help
3. friend

1. worried
2. business
3. depressed

1. learned
2. listen
3. stress

1. help
2. friend
3. learned

1. student
2. test
3. worried



## Face-to-Face Character Cards

Cut out these cards for Lesson Four, Activity B. (See activity steps.)

1. Alicia

2. counselor

3. doctor

1. counselor

2. doctor

3. Isabel

1. Isabel

2. Martin

3. Rafaela

1. Martin

2. Rafaela

3. Zara

1. Zara

2. Alicia

3. counselor

1. Alicia

2. doctor

3. Martin

1. doctor

2. Isabel

3. Martin

1. counselor

2. Isabel

3. Rafaela

1. Rafaela

2. Zara

3. Alicia

1. doctor

2. Martin

3. Zara

# Sentence Chart

Name: \_\_\_\_\_ Date: \_\_\_\_\_

Word	Page	Write a sentence from the page.
------	------	---------------------------------

1. student

4

*She is a student.*

2. learned

7

3. help

8

4. business

9

5. friend

16

Word	Page	Write a sentence from the page.
6. test	17	<hr/> <hr/> <hr/>
7. stress	18	<hr/> <hr/> <hr/>
8. worried	22	<hr/> <hr/> <hr/>
9. listen	23	<hr/> <hr/> <hr/>
10. depressed	24	<hr/> <hr/> <hr/>

## Three Words with the Letter \_\_\_\_\_

Name: \_\_\_\_\_ Date: \_\_\_\_\_

**3 WORDS**  
with the letter \_\_\_\_\_

**3 WORDS**  
with the letter \_\_\_\_\_

**3 WORDS**  
with the letter \_\_\_\_\_

1. \_\_\_\_\_

2. \_\_\_\_\_

3. \_\_\_\_\_