

# Handouts

SEASON 2

## My Name Is Silvia

Picture Story

Important Word Cards

Character Information Chart

Character Pictures

Who is in the picture?





Face-to-Face Word Cards

Face-to-Face Character Cards

Sentence Chart

Three Words with the Letter \_\_\_\_\_

### Picture Story



## Important Word Cards

Cut out these cards for Lesson Two, Activity B. (See activity steps.)

**complaint**

**problem**

**construction**

**rights**

**coworkers**

**sick**

**explained**

**sick leave**

**information**

**win**

# Character Information Chart

Name: \_\_\_\_\_ Date: \_\_\_\_\_

Name of Character (in alphabetical order)	Your Guess about the Character


## Character Pictures

1. Cecilia



My name is Cecilia.  
I am Rolando's coworker.

5. Rolando



My name is Rolando. I am a construction worker.

2. DCWP representative



I am a DCWP representative. DCWP is the Department of Consumer and Worker Protection. I help workers file complaints.

6. Silvia




My names is Silvia. I am a home health aide.

3. Janus



My name is Janus. I am Rolando's coworker, too.

7. supervisor



I am the supervisor. I tell my workers about paid sick leave.


4. Lionel



My name is Lionel. I am Rolando's son.

# Who is in the picture?


Name: \_\_\_\_\_ Date: \_\_\_\_\_




1. Who is in the picture? Lionel is in the picture.  
What is he doing? He is drawing a picture.




2. Who is in the picture? \_\_\_\_\_  
What are they doing? \_\_\_\_\_



3. Who is in the picture? \_\_\_\_\_  
What is he doing? \_\_\_\_\_



4. Who is in the picture? \_\_\_\_\_  
What is she doing? \_\_\_\_\_



5. Who is in the picture? \_\_\_\_\_  
What are they doing? \_\_\_\_\_



6. Who is in the picture? \_\_\_\_\_  
What is he doing? \_\_\_\_\_

## Face-to-Face Word Cards

Cut out these cards for Lesson Three, Activity C. (See activity steps.)

1. complaint

2. construction

3. coworkers

1. problem

2. rights

3. sick

1. explained

2. information

3. problem

1. sick leave

2. win

3. complaint

1. rights

2. sick

3. sick leave

1. construction

2. coworkers

3. explained

1. win

2. complaint

3. construction

1. information

2. problem

3. rights

1. coworkers

2. explained

3. information

1. sick

2. sick leave

3. win



## Face-to-Face Character Cards

Cut out these cards for Lesson Four, Activity B. (See activity steps.)

1. supervisor
2. Cecilia
3. representative

1. Cecilia
2. representative
3. Janus

1. Janus
2. Lionel
3. Rolando

1. Lionel
2. Rolando
3. Silvia

1. Silvia
2. supervisor
3. Cecilia

1. supervisor
2. representative
3. Lionel

1. representative
2. Janus
3. Lionel

1. Cecilia
2. Janus
3. Rolando

1. Rolando
2. Silvia
3. supervisor

1. representative
2. Lionel
3. Silvia

# Sentence Chart

Name: \_\_\_\_\_ Date: \_\_\_\_\_

Word	Page	Write a sentence from the page.
------	------	---------------------------------

1. construction      3      *He is a construction worker.*

\_\_\_\_\_

\_\_\_\_\_

2. rights      7

\_\_\_\_\_

\_\_\_\_\_

3. sick      9

\_\_\_\_\_

\_\_\_\_\_

4. sick leave      10

\_\_\_\_\_

\_\_\_\_\_

5. problem      12

\_\_\_\_\_

\_\_\_\_\_

Word	Page	Write a sentence from the page.
6. complaint	14	<hr/> <hr/> <hr/>
7. coworkers	17	<hr/> <hr/> <hr/>
8. explained	18	<hr/> <hr/> <hr/>
9. information	21	<hr/> <hr/> <hr/>
10. win	27	<hr/> <hr/> <hr/>

## Three Words with the Letter \_\_\_\_\_

Name: \_\_\_\_\_ Date: \_\_\_\_\_

**3 WORDS**  
with the letter \_\_\_\_\_

**3 WORDS**  
with the letter \_\_\_\_\_

**3 WORDS**  
with the letter \_\_\_\_\_

1. \_\_\_\_\_

2. \_\_\_\_\_

3. \_\_\_\_\_